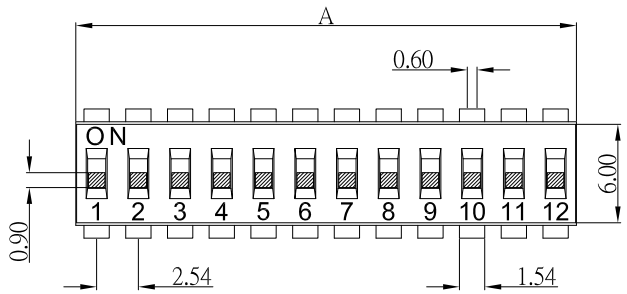

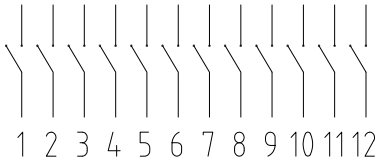

SCHEMATIC

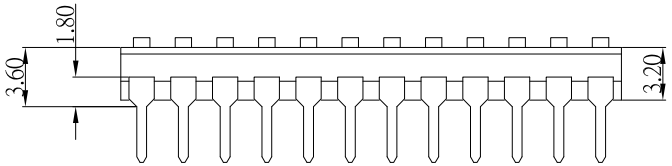

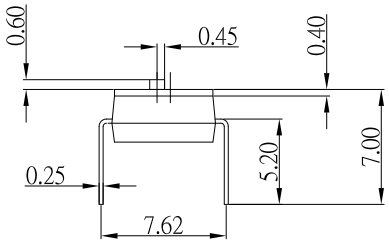

Poles(N)	A (mm)
01	2.54
02	5.08
03	7.62
04	10.16
05	12.70
06	15.24
07	17.78
08	20.32
09	22.86
10	25.40
12	30.48

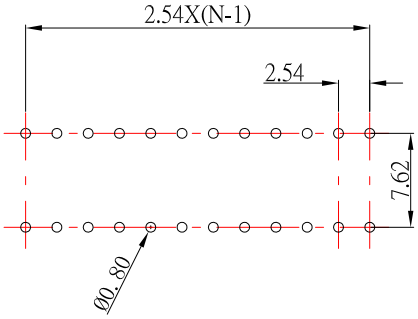

P.C.B LAYOUT MOUNTING PATTERN

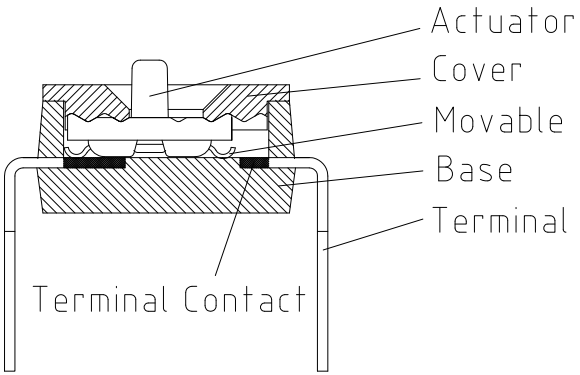

Part Name	Material	Finished
Base	PPS UL94 V0	Black
Cover	PPS UL94 V0	Black
Actuator	Nylon UL94 V0	White
Movable	Phosphor Bronze	Gold
Terminal Contact	Brass	Gold
Terminal	Brass	Gold

ITEM NO.	DESCRIPTION	DRAWN	DATE

東莞市高迪電子有限公司
DONG GUAN GAO DI ELECTRONICS CO., LTD

TOLERANCE UNLESS OTHERWISE STATED: Up to 5 ±0.2; Above 5 ~ 15 ±0.3; Above 15 ~ 30 ±0.4; Above 30 ~ 50 ±0.5; Angle ±0.3°

3RD. ANGEL'S | UNITS | MM

DRAWN BY: Jack Lu	DATE 07/25/13	MAT'L		TITLE	SWITCH
CHECKED BY: Jacky Chen	DATE 07/25/13	FINISH		MODLE	DIP SWITCH
APPROVED BY: Tony Kao	DATE 07/25/13	SCALE	1 : 1	DWG NO.	DSICxxLHGET
		SHEET NO.	1 of 1	PART NO.	DSICxxLHGET

SIZE A4 | VER A0