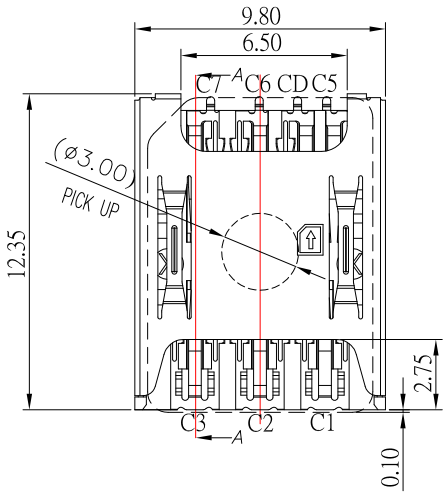

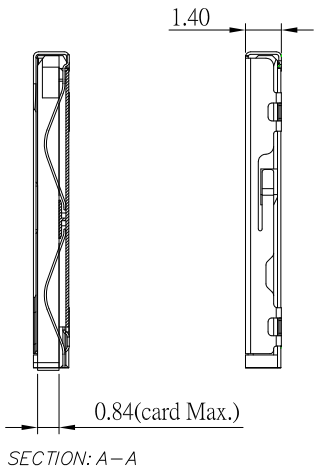

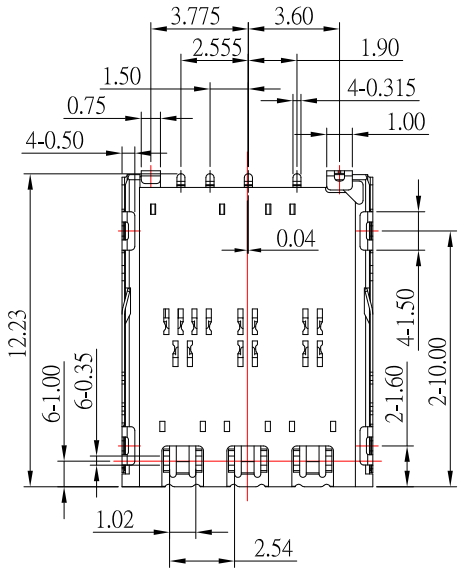

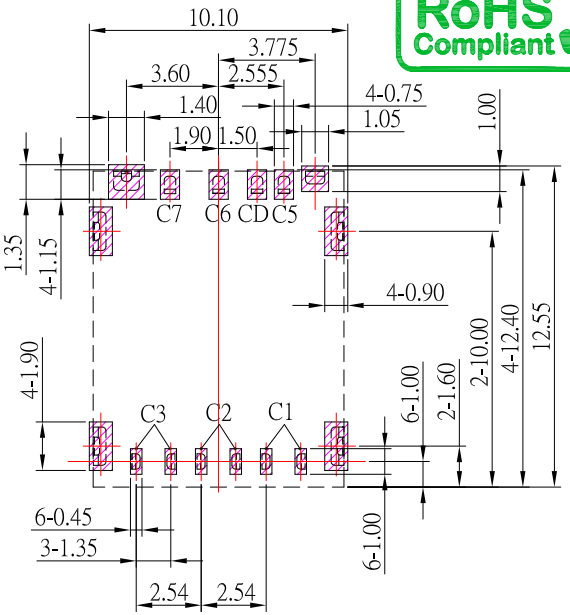

SMT SOLDER AREA.
CONNECTOR AREA

P.C.B LAYOUT MOUNTING PATTERN

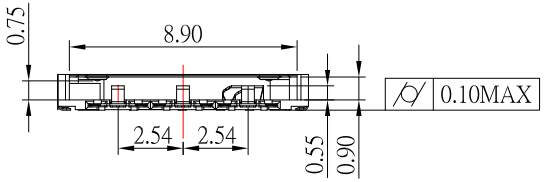

SW Circuit Description for Connector:

CARD INSERTION STATE	DETECT SWITCH CIRCUIT STATE	SCHEMATIC
UNMATED	OPENED	DETECT PIN CD — C5
MATED	CLOSED	DETECT PIN CD — C5

Nano SIM Circuit Description:

PIN No.	FUNCTION
C1	VCC
C2	RST
C3	CLK
C4	RESERVED
C5	GND
C6	VPP
C7	I/O
C8	RESERVED

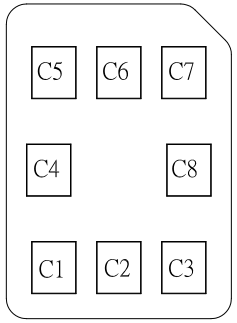

MATERIALS:
1. HOUSING : LCP
2. CONTACT : PHOSPHOR BRONZE
3. SHELL : SUS

Finish:
1. Finish: CONTACT: PLATED GOLD IN MATING AREA ;
GOLD PLATED ON SOLDER BALLS ;
NICKEL UNDER PLATED OVERALL
2. SHELL: NICKEL UNDER PLATED SURFACE LAYER

SPECIFICATION:
1. CURRENT RATING : 0.5A MAX.
2. VOLTAGE RATING : 5.0V AC / DC
3. INSULATION RESISTANCE : 1000MΩ MIN.
4. CONTACT RESISTANCE : 100mΩ MAX.
5. OPERATING TEMPERATURE RANGE : -40°C TO +85°C.
6. STORAGE TEMPERATURE RANGE : -40°C TO +85°C.

ITEM NO.	DESCRIPTION	DRAWN	DATE

東莞市高迪電子有限公司
DONG GUAN GAO DI ELECTRONICS CO., LTD

TOLERANCE UNLESS OTHERWISE STATED : Up to 5 ±0.2; Above 5 ~ 15 ±0.3; Above 15 ~ 30 ±0.4; Above 30 ~ 50 ±0.5; Angle ±0.3

3RD. ANGEL'S | UNITS | MM

DRAWN BY: Jack Lu	DATE 03/23/23	MAT'L		TITLE	CONNECTOR
CHECKED BY: Jacky Chen	DATE 03/23/23	FINISH		MODLE	Nano SIM CARD PUSH PUSH 1.40H
APPROVED BY: Tony Kao	DATE 03/23/23	SCALE	1 : 1	DWG NO.	NSIM-111308-S267
		SHEET NO.	1 of 1	PART NO.	NSIM-111308-S267

SIZE A4 | VER R