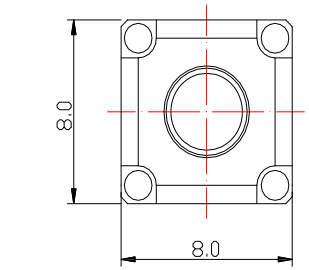

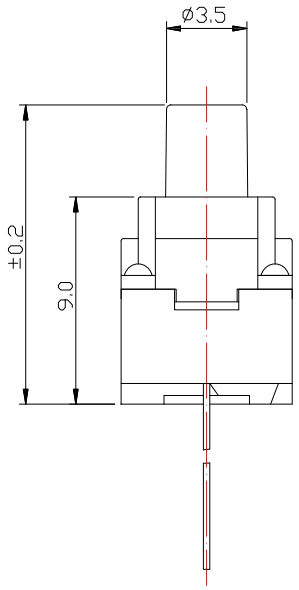

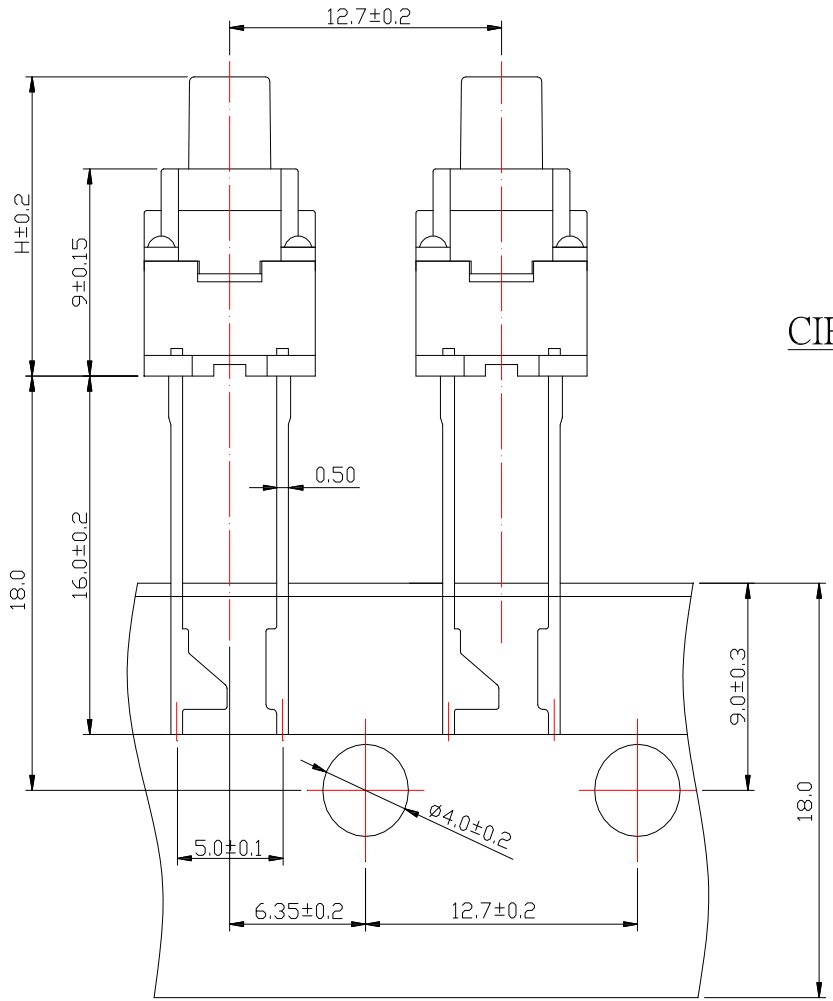

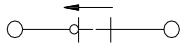

CIRCUIT DIAGRAM

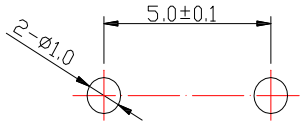

PCB LAYOUT

SPECIFICATIONS

Rating	DC 12V 50mA.			
Contact Resistance	100 mΩ Max.			
Operating Force	2	180 ± 50gf	3	260 ± 50gf
Operating Life (cycles)	100,000			

NO.	DESCRIPTION	QTY	MATERIAL	PLATING
8	HOUSING	1	PA66	
7	TAPE	1	SILICON RUBBER	
6	FILM	1	GATHERS THE IMIDE	
5	PLUG	1	PA66	
4	CONTACT	1	SUS	Ag plated
3	FRAME	1	PPS	Ag plated
2	PLATE LAYER	1	CYANIDE	
1	TERMINAL	1	BRASS	Ag plated

ITEM NO.	DESCRIPTION	DRAWN	DATE

東莞市高迪電子有限公司
DONG GUAN GAO DI ELECTRONICS CO., LTD

TOLERANCE UNLESS OTHERWISE STATED :
Up to 5 ±0.2
Above 5 ~ 15 ±0.3
Above 15 ~ 30 ±0.4
Above 30 ~ 50 ±0.5
Angle ±0.3°

3RD. ANGEL'S | UNITS | MM

DRAWN BY: Jack Lu	DATE 08/28/18	MAT'L		TITLE	SWITCH
CHECKED BY: Jacky Chen	DATE 08/28/18	FINISH		MODLE	防水 TACT SWITCH
APPROVED BY: Tony Kao	DATE 08/28/18	SCALE	1 : 1	DWG NO.	TS-A62W-x-S138
		SHEET NO.	1 of 1	PART NO.	TS-A62W-x-S138

SIZE A4 | VER R