SBC-161VSE1-20x-S338

鍍層厚度 :

Blank : 1u"
2 : 15u"
3 : 30u"

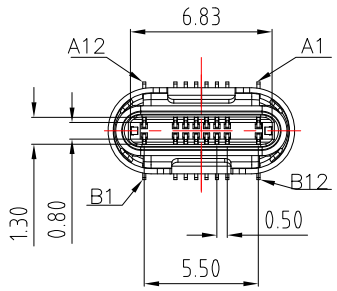

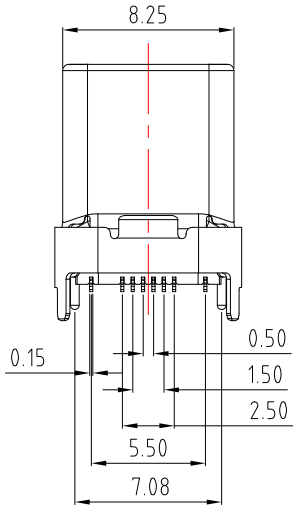

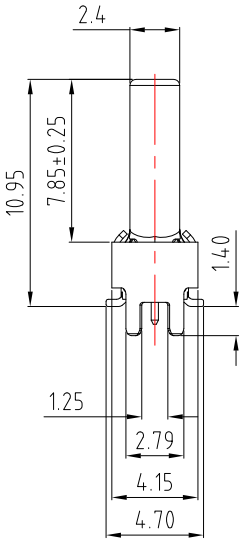

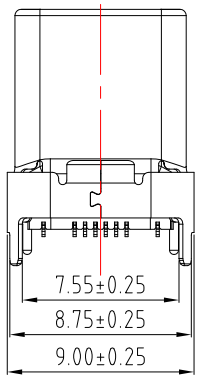

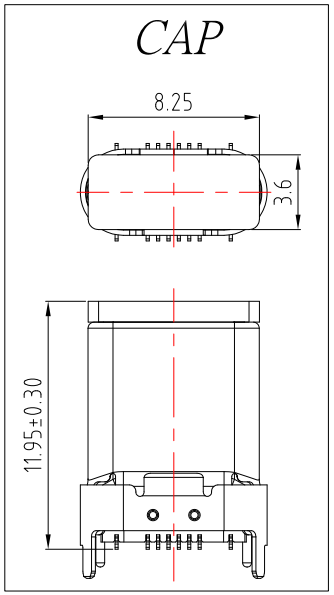

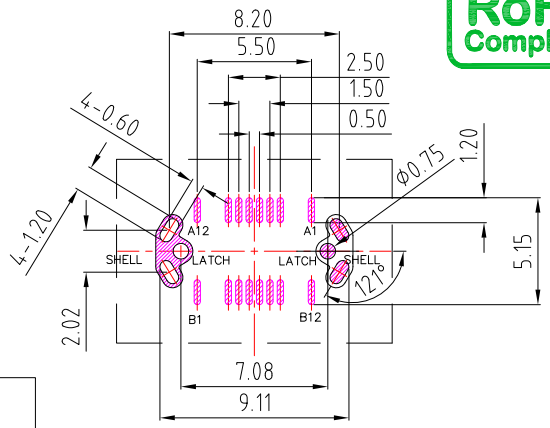

RECOMMENDED P.C.B. LAYOUT

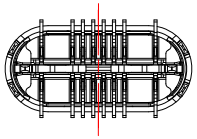

PINS DESCRIPTION
PLUG FRONT VIEW

A12	A11	A10	A9	A8	A7	A6	A5	A4	A3	A2	A1
GND			VBus	SBU1	D−	D+	CC	VBus			GND
GND			VBus	Vconn			SBU2	VBus			GND
B1	B2	B3	B4	B5	B6	B7	B8	B9	B10	B11	B12

SPECIFICATIONS

Material:

1.Housing: LCP

2.Contact: C7025

3.Shell: SUS

Finish:

1.Contact: Plated Gold in Mating Area ;
Tin Plated on Solder Balls ;
Nickel under plated overall

2.Shell: Nickel under Plated surface layer

ITEM NO.	DESCRIPTION	DRAWN	DATE
2	更新尺寸標示位置	Jack	032922
1	更新樣式和pcb layout尺寸	Jack	032322

東莞市高迪電子有限公司
DONG GUAN GAO DI ELECTRONICS CO., LTD

TOLERANCE UNLESS OTHERWISE STATED : Up to 5 ±0.2; Above 5 ~ 15 ±0.3; Above 15 ~ 30 ±0.4; Above 30 ~ 50 ±0.5; Angle ±0.3°

3RD. ANGEL'S

UNITS MM

DRAWN BY: Jack Lu	DATE 03/29/22	MAT'L	
CHECKED BY: Jacky Chen	DATE 03/29/22	FINISH	
APPROVED BY: Tony Kao	DATE 03/29/22	SCALE 1 : 1	SHEET NO. 1 of 1

TITLE	CONNECTOR
MODLE	TYPE C M 直立式 SMT H10.95 拉伸款
DWG NO.	SBC-161VSE1-20x-S338
PART NO.	SBC-161VSE1-20x-S338
SIZE	A4
VER	R2