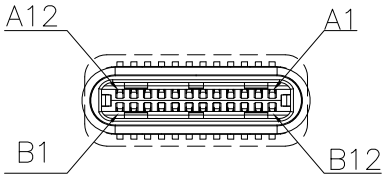

SBC-241VS1-43x-S338

鍍層厚度 :

Blank : 1u"
2 : 15u"
3 : 30u"

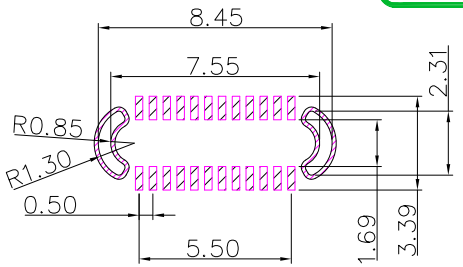

RECOMMEND P.C.B LAYOUT

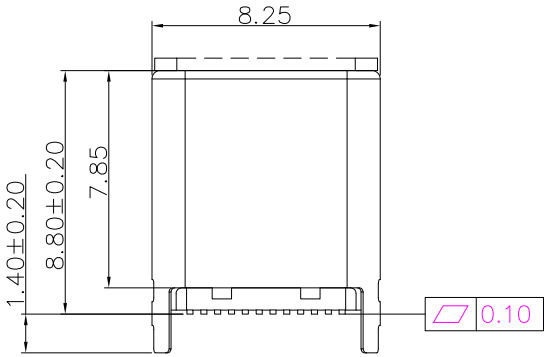



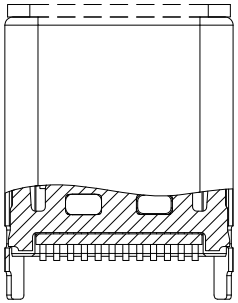

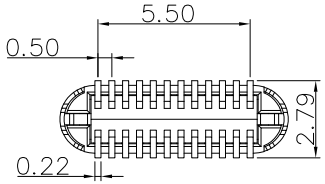

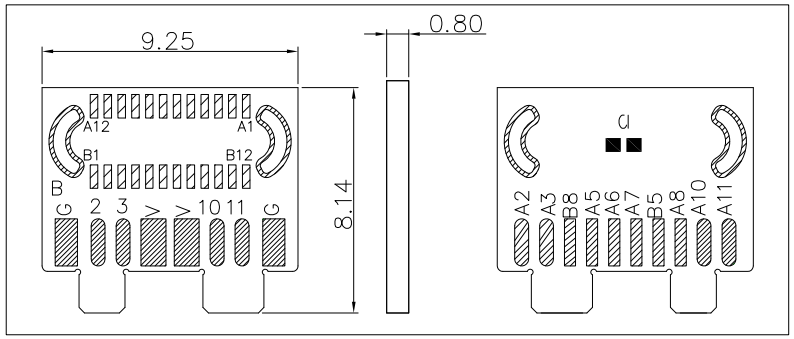

CONTACT CICRUIT:

CONN PIN	PCB PIN
A1,A12,B1,B12,SHELL	GND
A4,A9,B4,B9	V
A2	A2
A3	A3
A5	A5
A6	D+
A7	D−
A8	A8

C1

CONN PIN	PCB PIN
A10	A10
A11	A11
B2	B2
B3	B3
B5	B5
B8	B8
B10	B10
B11	B11

TABLE2:
PINS DESCRIPTION,ONLY USED FOR 3.1 SERIES.

A12	A11	A10	A9	A8	A7	A6	A5	A4	A3	A2	A1
GND	RX2+	RX2−	VBUS	SBU1	D−	D+	CC	VBUS	TX1−	TX1+	GND
GND	TX2+	TX2−	VBUS	Vconn			SBU2	VBUS	RX1−	RX1+	GND
B1	B2	B3	B4	B5	B6	B7	B8	B9	B10	B11	B12

SPECIFICATIONS

Electrical:

1.Rating: 5.0V , 5.0A

2.Dielectric Withstand Voltage: 100V AC

3.Contact Resistance: 40 mΩ Max

4.Insulation Resistance: 100 MΩ Min

Mechanical:

1.Connector Mate and Unmate Force

1.1 Mate force: 5~20 N

1.2 Unmate force: 6~20 N

Material:

1.Housing: LCP

2.Contact: C7025

3.Shell: SUS

4.Latch: SUS

Finish:

1.Contact: Plated Gold in Mating Area ;
Tin Plated on Solder Balls ;
Nickel under plated overall

2.Shell: Nickel under Plated surface layer

3.Latch: Tin Plated on Solder Balls ;
Nickel under plated overall

ITEM NO.	DESCRIPTION	DRAWN	DATE

東莞市高迪電子有限公司
DONG GUAN GAO DI ELECTRONICS CO., LTD

TOLERANCE UNLESS OTHERWISE STATED :
Up to 5 ±0.2
Above 5 ~ 15 ±0.3
Above 15 ~ 30 ±0.4
Above 30 ~ 50 ±0.5
Angle ±0.3°

3RD. ANGEL'S | UNITS | MM

DRAWN BY: Jack Lu	DATE 09/26/23	MAT'L		TITLE	CONNECTOR
CHECKED BY: Jacky Chen	DATE 09/26/23	FINISH		MODLE	USB4 GEN 2 20G MALE VERTICAL H8.8mm SMT 帶EMC
APPROVED BY: Tony Kao	DATE 09/26/23	SCALE	1 : 1	DWG NO.	SBC-241VS1-43x-S338
		SHEET NO.	1 of 1	PART NO.	SBC-241VS1-43x-S338

SIZE A4 | VER R