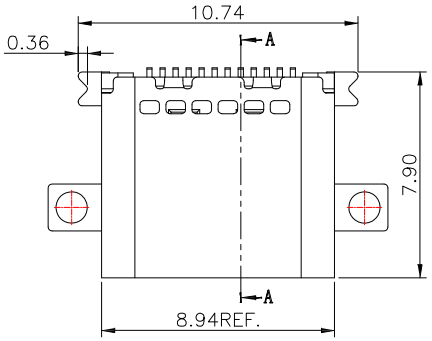

SBC-240S36H-33x-S412

鍍層厚度：

Blank : 1u"
2 : 15u"
3 : 30u"

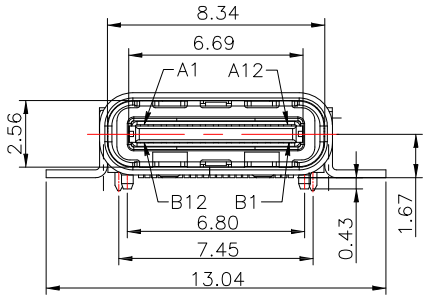

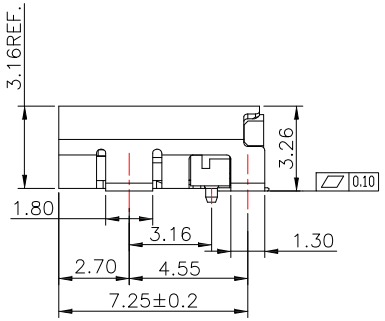

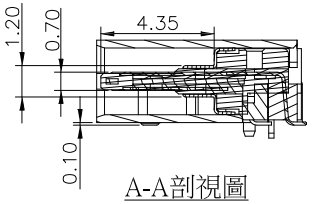

A-A剖視圖

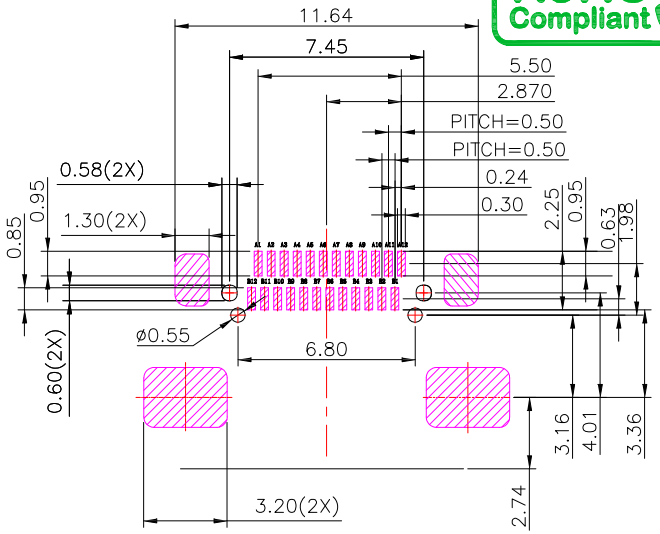

P.C.B LAYOUT MOUNTING PATTERN

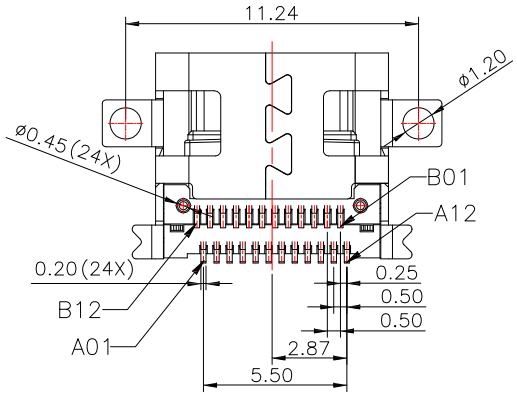

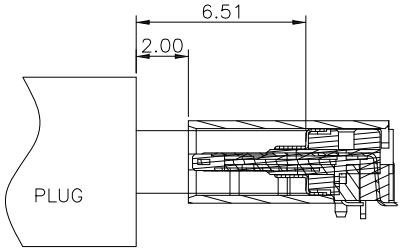

AFTER MATING

USB TYPE-C PIN ASSIGNMENTS

PIN NUMBER	SIGNAL NAME	PIN NUMBER	SIGNAL NAME
A1	GND	B12	GND
A2	SSTXp1	B11	SSRXp1
A3	SSTXn1	B10	SSRXn1
A4	VBUS	B9	VBUS
A5	CC1	B8	SBU2
A6	D+	B7	D−
A7	D−	B6	D+
A8	SBU1	B5	CC2
A9	VBUS	B4	VBUS
A10	SSRXn2	B3	SSTXn2
A11	SSRXp2	B2	SSTXp2
A12	GND	B1	GND

SPECIFICATIONS

Electrical:

1.Rating: 20V , 5.0A

2.Contact Resistance: 40 mΩ Max

3.Insulation Resistance: 100 MΩ Min

4.Dielectric Withstanding Voltage: 150V AC

Mechanical:

1.Connector Mate and Unmate Force

1.1 Mate force: 5~20 N

1.2 Unmate force: 8~20 N

Material:

1.Housing: LCP

2.Contact: C18400

3.Shell: SUS

Finish:

1.Contact: Plated Gold in Mating Area ;

Gold Plated on Solder Balls ;

Nickel under plated overall

2.Shell: Nickel under Plated surface layer

ITEM NO.	DESCRIPTION	DRAWN	DATE

東莞市高迪電子有限公司
DONG GUAN GAO DI ELECTRONICS CO., LTD

TOLERANCE UNLESS OTHERWISE STATED : Up to 5 ±0.2; Above 5 ~ 15 ±0.3; Above 15 ~ 30 ±0.4; Above 30 ~ 50 ±0.5; Angle ±0.3°

3RD. ANGEL'S | UNITS | MM

DRAWN BY: Jack Lu	DATE 03/07/23	MAT'L		TITLE	CONNECTOR
CHECKED BY: Jacky Chen	DATE 03/07/23	FINISH		MODLE	USB 3.1 TYPE C 母座板上雙貼有柱外殼四腳貼 L7.9 GEN 3 高導電銅
APPROVED BY: Tony Kao	DATE 03/07/23	SCALE	1 : 1	DWG NO.	SBC-240S36H-33x-S412
		SHEET NO.	1 of 1	PART NO.	SBC-240S36H-33x-S412

SIZE A4 | VER R